



**NIK INDUSTRIES LTD.**

Category Code : - Class of Security : Equity Face Value : Rs. 10/-  
 (1)(a) Statement showing Shareholding Pattern Quarter ended: 30/09/2013


Category Code (I)	Category of Shareholder (II)	No of Share-holders (III)	Total No of Shares (IV)	No of Shares held in Demat Form (V)	Total shareholding as a % of Tot Shrs		Shares pledged or otherwise encumbered	
					As a % of (A+B) (VI)	As a % of (A+B+C) (VII)	Shares (VIII)	As a % (IX)=(VIII)/(IV)X100
<b>A.Promoter and Promoter Group</b>								
<b>1.Indian</b>								
	a. Individuals/Hindu Undivided Family	11	3231850	3231850	6.9893	6.9893	N i l	N i l
	b. Central/State Government(s)							
	c. Bodies Corporate	3	31823750	31823750	68.9522	68.9522	N i l	N i l
	d. Financial Institutions/Banks							
	e. Any Other							
	<b>Sub Total (A1)</b>	<b>14</b>	<b>35854880</b>	<b>35854880</b>	<b>74.9615</b>	<b>74.9615</b>	<b>N i l</b>	<b>N i l</b>
<b>2.Foreign</b>								
	a. Individuals (NRI/Foreign Individuals)							
	b. Bodies Corporate							
	c. Institutions							
	d. Qualified Foreign Investor							
	e. Any other							
	<b>Sub Total (A2)</b>							
	<b>Total Shareholding of Promoter and Promoter Group A=(A1)+(A2)</b>	<b>14</b>	<b>35854880</b>	<b>35854880</b>	<b>74.9615</b>	<b>74.9615</b>	<b>N i l</b>	<b>N i l</b>
<b>B.Public Shareholding</b>								
<b>1. Institutions</b>								
	a. Mutual Funds/UTI							
	b. Financial Institutions/Banks							
	c. Central/State Government(s)							
	d. Venture Capital Funds							
	e. Insurance Companies							
	f. Foreign Institutional Investors							
	g. Foreign Venture Capital Investors							
	h. Qualified Foreign Investor							
	i. Any Other							
	<b>Sub Total (B1)</b>							
<b>2. Non-Institutions</b>								
	a. Bodies Corporate	18	11641270	11641270	24.8938	24.8938		
	b. Individuals holding							
	i. Nominal Share Capital up to Rs. 1 Lakh	498	24688	24688	.0528	.0528		
	ii. Nominal Share Capital in excess of Rs.1 Lakh	1	43000	43000	.092	.092		
	c. Qualified Foreign Investor							
	d. Any Other							
	<b>Sub Total (B2)</b>	<b>589</b>	<b>11788950</b>	<b>11788950</b>	<b>25.8385</b>	<b>25.8385</b>		
	<b>Total Public Shareholding B=(B1)+(B2)</b>	<b>589</b>	<b>11788950</b>	<b>11788950</b>	<b>25.8385</b>	<b>25.8385</b>		
	<b>Total (A)+(B)</b>	<b>523</b>	<b>46763750</b>	<b>46763750</b>	<b>100.0000</b>	<b>100.0000</b>		



**NIK INDUSTRIES LTD.**

ip Code : - Class of Security : Equity Face Value :- Rs. 10/-  
 /10/ Statement showing Shareholding Pattern Quarter ended: 30/09/2013

Category Code (I)	Category of Shareholder (II)	No of Share-holders (III)	Total No of Shares (IV)	No of Shares held in Demat Form (V)	Total shareholding as a % of Tot Shrs		Shares pledged or otherwise encumbered	
					As a % of (A+B) (VI)	As a % of (A+B+C) (VII)	Shares (VIII)	As a % (IX)=(VIII)/(IV)*100
<b>C. Shares held by Custodian &amp; against which Depository Receipts have been issued</b>								
	1. Promoter and Promoter Group		Nil	Nil	Nil		Nil	
	2. Public		Nil	Nil	Nil		Nil	
	<b>Grand Total (A)+(B)+(C)</b>	<b>523</b>	<b>46763750</b>	<b>46763750</b>			<b>100.0000</b>	



**ADHUNIK INDUSTRIES LTD.**

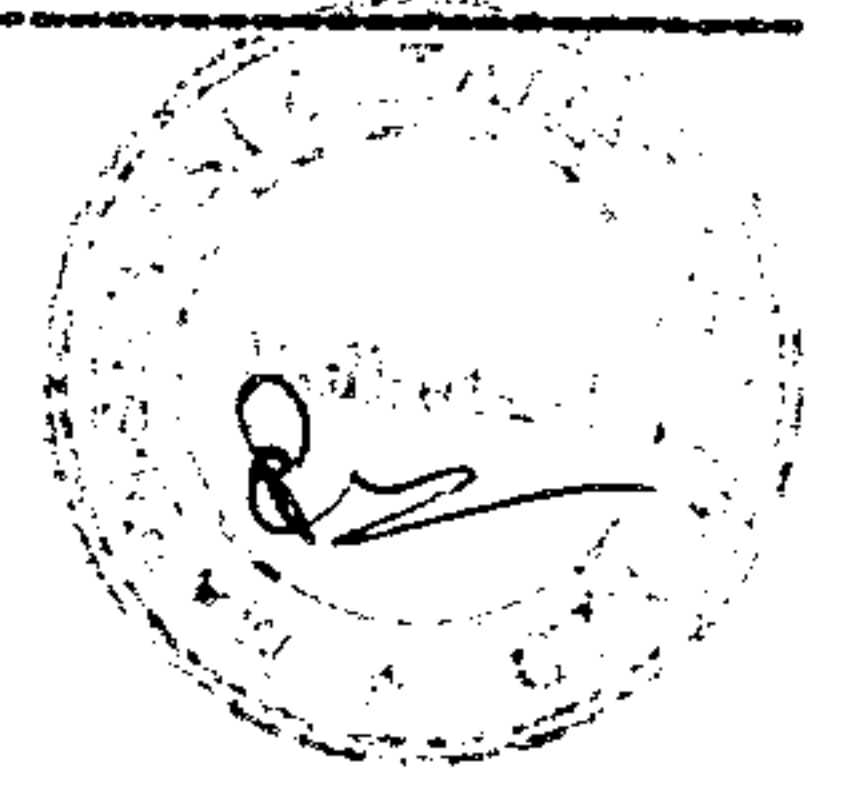

(b) Statement showing holding of securities (including shares, warrants, convertible securities) of persons belonging to the category **Promoter and Promoter Group**

Quarter ended 30/09/2013

**1. Indian**

**a. Individuals/Hindu Undivided Family**


Sr No Name of the Shareholder	Details of Shares held		Escrowed shares		Details of warrants		Details of convertible securities		Total Shares (including underlying shares assuming full conversion of warrants and convertible securities) as a % of diluted share capital	
	No of Shares held	As a % of Grand Total (A)+(B)+(C)	No.	As a %	As a % of Grand Total (A)+(B)+(C) of sub class (VI)=(VII)/(VIII)	No of Warrants held	As a % of total no of warrants of the same class	No of convertible securities	As a % of total no of convertible securities of the same class	(XII)
(I)	(II)	(III)	(IV)	(V)	(VI)	(VII)	(VIII)	(IX)	(X)	(XI)
1. Mrs. J. K. Agarwal	529800	1.1205	Nil	Nil	Nil	Nil	Nil	Nil	Nil	1.1205
2. Mrs. J. K. Agarwal	516550	1.1046	Nil	Nil	Nil	Nil	Nil	Nil	Nil	1.1046
3. Mrs. J. K. Agarwal	510500	1.0917	Nil	Nil	Nil	Nil	Nil	Nil	Nil	1.0917
4. Mrs. J. K. Agarwal	494500	1.0574	Nil	Nil	Nil	Nil	Nil	Nil	Nil	1.0574
5. Mrs. J. K. Agarwal	489800	1.0457	Nil	Nil	Nil	Nil	Nil	Nil	Nil	1.0457
6. Mrs. J. K. Agarwal	441500	.9441	Nil	Nil	Nil	Nil	Nil	Nil	Nil	.9441
7. Mrs. J. K. Agarwal	75000	.1604	Nil	Nil	Nil	Nil	Nil	Nil	Nil	.1604
8. Mrs. J. K. Agarwal	52500	.1123	Nil	Nil	Nil	Nil	Nil	Nil	Nil	.1123
9. Mrs. J. K. Agarwal	50000	.1069	Nil	Nil	Nil	Nil	Nil	Nil	Nil	.1069
10. Mrs. J. K. Agarwal	50000	.1069	Nil	Nil	Nil	Nil	Nil	Nil	Nil	.1069
11. Mrs. J. K. Agarwal	17500	.0388	Nil	Nil	Nil	Nil	Nil	Nil	Nil	.0388
<b>Total</b>	<b>3231350</b>	<b>6.9893</b>	<b>Nil</b>	<b>Nil</b>	<b>Nil</b>	<b>Nil</b>	<b>Nil</b>	<b>Nil</b>	<b>Nil</b>	<b>6.9893</b>



1. Indian



c. Bodies Corporate

	Details of Shares held		Encumbered shares		Details of warrants		Details of convertible securities		Total Shares (including underlying shares assuming full conversion of warrants and convertible securities) as a % of diluted share capital	
	No of Shares held	As a % of Grand Total (A)+(B)+(C)	No. As a %	As a % of Grand Total (A)+(B)+(C) of sub class	No of Warrants held	As a % of total as of warrants of the same class	No of convertible securities held	As a % of total no of convertible securities of the same class		
(I)	(II)	(III)	(IV)	(V)	(VI)= (VII) 9100	(VIII)	(IX)	(X)	(XI)	(XII)
1	MUMBAI Suppliers Limited	1660000	35.4976	Nil	Nil	Nil	Nil	Nil	Nil	35.4976
2	SUNEPATH SHOPS AND STOCKS LIMITED	14003750	31.8275	Nil	Nil	Nil	Nil	Nil	Nil	31.8275
3	AMALTI Steels Limited	340000	.7271	Nil	Nil	Nil	Nil	Nil	Nil	.7271
<b>Total :</b>		<b>18240000</b>	<b>68.0522</b>	<b>Nil</b>	<b>Nil</b>	<b>Nil</b>	<b>Nil</b>	<b>Nil</b>	<b>Nil</b>	<b>68.0522</b>



(1)(ii) Statement showing holding of securities (including shares, warrants, convertible securities) of persons belonging to the category 'Public' and holding more than 1% of the total no of shares

Sl No	Name of the Shareholder	No of Shares held	Details of warrants		Details of convertible securities		Total shares (including total no of underlying shares convertible assuming full conversion of the same convertible securities) as a % of diluted share capital	
			Shares as a % of total no of shares (i.e., Grand Total (A)+(B)+(C) indicated in Statement	No of Warrants held	As a % of total no of Warrants of the same class	No of convertible securities held		% w.r.t total no of convertible securities
1	Padmalaya Advisory Services LLP	6858888	29.6481	Nil	Nil	Nil	Nil	29.6481
2	Synercham Consultants LLP	1558888	3.3145	Nil	Nil	Nil	Nil	3.3145
3	Trij Sopal Consultants LLP	1548888	3.2931	Nil	Nil	Nil	Nil	3.2931
4	Om Sarvagya Consultants LLP	1588888	3.2876	Nil	Nil	Nil	Nil	3.2876
Total		11948888	29.6634	Nil	Nil	Nil	Nil	29.6634




(b)(iii) Statement showing details of securities (including shares, warrants, convertible securities) of persons (together with PAC) belonging to the category 'Public' and holding more than 5% of the total no of shares of the company

Name of the Shareholder(s) and the Persons Acting in concert with PAC (as per clause 2(a) of the Companies Act, 2013)	Details of warrants		Details of convertible securities			
	Shares as a % of total no of shares i.e., Grand Total (A)+ (B)+(C) indicated in Statement at para (D) No of Shares (a) above)	No of Warrants	As a % of total no of Warrants of the same class	No of convertible securities held	% w.r.t total no of convertible securities of the same class	Total shares (including underlying shares convertible assuming full conversion of warrants and convertible securities) as a % of diluted share capital
Punjabra Advisory Services LLP	6958888	19.6481	Nil	Nil	Nil	19.6481
<b>Total</b>	<b>6958888</b>	<b>19.6481</b>	<b>Nil</b>	<b>Nil</b>	<b>Nil</b>	<b>19.6481</b>



Sl. B Folio/DPID/DPIS	Name of the Shareholder	Locked-in Shares	Locked-in shares as a % of total No of shares (i.e., No of Grand Total (A)+(B)+(C) indicated in Statement of para (1)(a) above)	Promoter/Promoter Group/ Public
-----------------------	-------------------------	------------------	---	------------------------------------

--- NIL ---



ADHUNIK INDUSTRIES LTD.



206

**ADHUNIK INDUSTRIES LTD.**

(II)(a) Statement showing details of Depository Receipts (DRs) as on 30/09/2013

Sl & Type of Outstanding DR (ADR, GDR, SDR, etc.)	No of outstanding DRs	No of Shares Underlying Outstanding DRs	Shares underlying outstanding DRs as a % of total No of Shares i.e., Grand Total (A)+ (B)+(C) indicated in Statement at para (I)(a) above)
--	-----------------------------	--	--

— Nil —






ADHUNIK INDUSTRIES LTD.

(12)(b) Statement showing holding of Depository Receipts (DRs), where underlying shares held by 'promoter/promoter group' are in excess of 1% of the total no of shares as on 30/09/2013

Sl & Name of the DR holder	Type of Outstanding DR (ADRs, GDRs, SDRs, etc.)	No of Shares Underlying outstanding DRs as a % of total No of Outstanding Shares (i.e., Grand Total (A)+ DRs (B)+(C) indicated in Statement at para (1)(a) above)
----------------------------	--	---


-- Nil --



Page No.

ADHUNIK INDUSTRIES LTD.  
Physical / NSOL / COSL Summary Report as on 30/09/2013

	Holdings	Shares	% age
NSOL :	163	46745846	99.9617
COSL :	360	17984	.0383
	523	46763750	100.0000



ADHUNIK

**18. Public Shareholding**

- No of Shares : 11708950
- % of shareholding : 25.0385



**19. Promoters and Promoter Group Shareholding**

**a) Pledged/Encumbered**

- No of Shares : Nil
- % of shares : Nil  
(as a % of the total shareholding  
of promoter and promoter group)
- % of shares : Nil  
(as a % of the total share capital  
of the company)

**b) Non-encumbered**

- No of Shares : 35054800
- % of shares : 100.0000  
(as a % of the total shareholding  
of promoter and promoter group)
- % of shares : 74.9615  
(as a % of the total share capital  
of the company)



PREMIUM



# MAHESHWARI DATAMATICS PVT. LTD.

REGD. OFF. : 6, MANGOE LANE (Surendra Mohan Ghosh Sarani), 2ND FLOOR, KOLKATA - 700 001  
PHONE : 2243-5029 / 5809, 2248-2248, FAX : (033) 22484787, E.mail : mdpl@cal.vsnl.net.in

ADHUNIK INDUSTRIES LTD.  
2/1A, SARAT BOSE ROAD  
5TH FLOOR  
KOLKATA

## Investors' Grievance Report for the quarter 01/07/2013 to 30/09/2013

No of Investor Grievances pending at the beginning of the quarter : NIL

No of Investor Grievances received during the quarter : 0

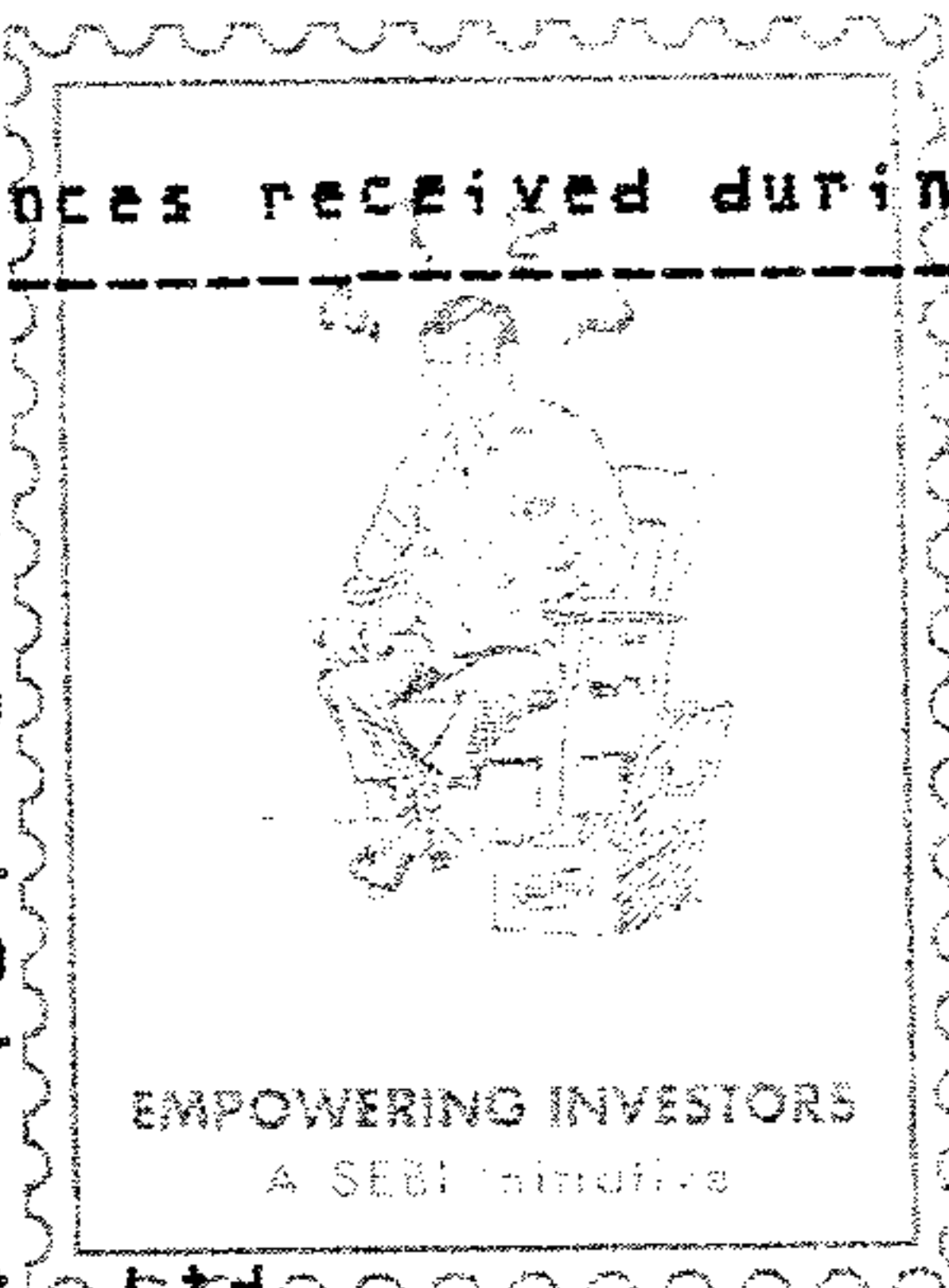
No of Investor Grievances replied/resolved during the quarter : 0

No of Investor Grievances pending at the end of the quarter : NIL

D  
08/13

## Break-up of Investors' Grievances received during the quarter

Dividend	:	0
Share Certificate	:	0
Annual Report	:	0
Total	:	0



For Maheshwari Datamatics Pvt. Ltd.

Registrar

Dated : 03/10/2013