

**ADHUNIK INDUSTRIES LTD.**


Script Code : - Class of Security : Equity  
 Quarter ended: 30/06/2014

Partly paid-up shares:-	No of partly paid-up shares	As a % of	As a % of
		Total No of partly paid-up shares	Total No of shares of the company
Held by promoter/promoter group	Nil	Nil	Nil
Held by public	Nil	Nil	Nil
<b>Total</b>	<b>Nil</b>	<b>Nil</b>	<b>Nil</b>

Outstanding convertible securities:-	No of Outstanding securities	As a % of	As a % of Total No
		Total No of outstanding convertible securities	of shares of the company, assuming full conversion of the convertible securities
Held by promoter/promoter group	Nil	Nil	Nil
Held by public	Nil	Nil	Nil
<b>Total</b>	<b>Nil</b>	<b>Nil</b>	<b>Nil</b>

Warrants:-	No of warrants	As a % of	As a % of Total No
		Total No of warrants	of shares of the company, assuming full conversion of warrants
Held by promoter/promoter group	Nil	Nil	Nil
Held by public	Nil	Nil	Nil
<b>Total</b>	<b>Nil</b>	<b>Nil</b>	<b>Nil</b>

Total paid-up capital of the company, assuming full conversion of warrants and convertible securities **46763750 Shares of Rs.10/- each**



**UNIK INDUSTRIES LTD.**

ISIN Code : - Name of the Scrip : UNIK Class of Security : Equity Face Value : Rs. 10/-  
 (10) Statement showing Shareholding Pattern Quarter ended: 30/06/2019

Category Code (I)	Category of Shareholder (II)	No of Share-holders No of Shares (III)	No of Shares held in Demat Form (IV)	Total Shareholding as a % of Tot Share		Shares pledged or otherwise encumbered		
				(A + B) (VI)	(A+B+C) (VII)	(VIII)	(IX)=(VIII)/(IV)*100	
<b>A. Promoter and Promoter Group</b>								
<b>1. Indian</b>								
	a. Individuals/Hindu Undivided Family	11	3231050	3231050	4.9093	4.9093	N i l	N i l
	b. Central/State Government(s)							
	c. Bodies Corporate	3	31823750	31823750	68.0522	68.0522	N i l	N i l
	d. Financial Institutions/Banks							
	e. Any Other							
	<b>Sub Total (A1)</b>	<b>14</b>	<b>35054800</b>	<b>35054800</b>	<b>74.9615</b>	<b>74.9615</b>	<b>N i l</b>	<b>N i l</b>
<b>2. Foreign</b>								
	a. Individuals (NRI/Foreign Individuals)							
	b. Bodies Corporate							
	c. Institutions							
	d. Qualified Foreign Investor							
	e. Any other							
	<b>Sub Total (A2)</b>							
	<b>Total Shareholding of Promoter and Promoter Group A=(A1)+(A2)</b>	<b>14</b>	<b>35054800</b>	<b>35054800</b>	<b>74.9615</b>	<b>74.9615</b>	<b>N i l</b>	<b>N i l</b>
<b>B. Public Shareholding</b>								
<b>1. Institutions</b>								
	a. Mutual Funds/UTI							
	b. Financial Institutions/Banks							
	c. Central/State Government(s)							
	d. Venture Capital Funds							
	e. Insurance Companies							
	f. Foreign Institutional Investors							
	g. Foreign Venture Capital Investors							
	h. Qualified Foreign Investor							
	i. Any Other							
	<b>Sub Total (B1)</b>							
<b>2. Non-Institutions</b>								
	a. Bodies Corporate	21	11647226	11647226	24.9045	24.9045		
	b. Individuals holding							
	i. Nominal Share Capital up to Rs.1 Lakh	451	28965	28965	.0617	.0617		
	ii. Nominal Share Capital in excess of Rs.1 Lakh	1	31959	31959	.0683	.0683		
	c. Qualified Foreign Investor							
	d. Any Other							
	Clearing Member	3	900	900	.0019	.0019		
	<b>Sub Total (B2)</b>	<b>476</b>	<b>11708950</b>	<b>11708950</b>	<b>25.0385</b>	<b>25.0385</b>		
	<b>Total Public Shareholding B=(B1)+(B2)</b>	<b>476</b>	<b>11708950</b>	<b>11708950</b>	<b>25.0385</b>	<b>25.0385</b>		
	<b>Total (A)+(B)</b>	<b>490</b>	<b>46763750</b>	<b>46763750</b>	<b>100.0000</b>	<b>100.0000</b>		



**ALANK INDUSTRIES LTD.**

ISIN Code : - Class of Security : Equity Face Value : ₹. 10/-  
 (13(a) Statement showing Shareholding Pattern Quarter ended: 30/06/2014

Category Code	Category of Shareholder (II)	No of Share-holders (III)	Total No of Shares (IV)	No of Shares held in Demat Form (V)	Total shareholding as a % of Tot Shrs		Shares pledged or otherwise encumbered	
					As a % of (A+B) (VI)	As a % of (A+B+C) (VII)	Shares (VIII)	As a % (IX)=(VIII)/(IV)*100
D. Shares held by Custodian & against which Depository Receipts have been issued								
	1. Promoter and Promoter Group		Nil	Nil	Nil		Nil	
	2. Public		Nil	Nil	Nil		Nil	
	<b>Grand Total (A)+(B)+(C)</b>	<b>490</b>	<b>44763750</b>	<b>44763750</b>	<b>100.0000</b>			





1. Indian


a. Individuals/Hindu Undivided Family

		Details of Shares held		Encumbered shares		Details of warrants		Details of convertible securities		Total Shares (including underlying shares assuming full conversion of warrants and convertible securities) as a % of diluted share capital	
Sl No	Name of the Shareholder	No of Shares held	As a % of Grand Total (A)+(B)+(C)	No.	As a %	No of Warrants held	As a % of total no of warrants of the same class	No of convertible securities held	As a % of total no of convertible securities of the same class		
(I)	(II)	(III)	(IV)	(V)	(VI)= (VII)+(D)	(VIII)	(IX)	(X)	(XI)	(XII)	(XIII)
1	Mohesh Kumar Agarwal	529800	1.1205	Nil	Nil	Nil	Nil	Nil	Nil	Nil	1.1205
2	Manoj Kumar Agarwal	516550	1.1046	Nil	Nil	Nil	Nil	Nil	Nil	Nil	1.1046
3	Ghanashyam Das Agarwal	510500	1.0917	Nil	Nil	Nil	Nil	Nil	Nil	Nil	1.0917
4	Jugal Kishore Agarwal	494500	1.0574	Nil	Nil	Nil	Nil	Nil	Nil	Nil	1.0574
5	Nirmal Kumar Agarwal	485000	1.0457	Nil	Nil	Nil	Nil	Nil	Nil	Nil	1.0457
6	Mohan Lal Agarwal	441500	.9441	Nil	Nil	Nil	Nil	Nil	Nil	Nil	.9441
7	Rita Agarwal	75000	.1604	Nil	Nil	Nil	Nil	Nil	Nil	Nil	.1604
8	Chandrasekara Agarwal	57500	.1223	Nil	Nil	Nil	Nil	Nil	Nil	Nil	.1223
9	Nirasa Agarwal	50000	.1069	Nil	Nil	Nil	Nil	Nil	Nil	Nil	.1069
10	Jugal Kishore Agarwal	50000	.1069	Nil	Nil	Nil	Nil	Nil	Nil	Nil	.1069
11	Nirmal Kumar Agarwal	27500	.0588	Nil	Nil	Nil	Nil	Nil	Nil	Nil	.0588
Total :		3331050	6.9993	Nil	Nil	Nil	Nil	Nil	Nil	Nil	6.9993




1. Indian  
c. Bodies Corporate

Sl No	Name of the Shareholder	Details of Shares held			Encumbered shares		Details of warrants		Details of convertible securities		Total Shares (including underlying shares assuming full conversion of warrants and convertible securities) as a % of diluted share capital
		No of Shares held	As a % of Grand Total (A)+(B)+(C)	No.	As a %	As a % of Grand Total (A)+(B)+(C) of sub clause (I)(a)	No of Warrants held	As a % of warrants of the same class	No of convertible securities held	As a % of convertible securities of the same class	
(I)	(II)	(III)	(IV)	(V)	(VI)= (VII)*100 (VIII)	(IX)	(X)	(XI)	(XII)	(XIII)	
1	Maharaja Suppliers Limited	18800000	35.4976	Nil	Nil	Nil	Nil	Nil	Nil	Nil	35.4976
2	SUNGROWTH SHARE AND STOCKS LIMITED	14883750	31.8275	Nil	Nil	Nil	Nil	Nil	Nil	Nil	31.8275
3	Adhunik Steels Limited	340000	.7271	Nil	Nil	Nil	Nil	Nil	Nil	Nil	.7271
Total :		21823750	68.0522	Nil	Nil	Nil	Nil	Nil	Nil	Nil	68.0522



(iii) Statement showing holding of securities (including shares, warrants, convertible securities) of persons belonging to the category 'Public' and holding more than 1% of the total no of shares

Sl No	Name of the Shareholder	No of Shares held	Details of warrants		Details of convertible securities		Total shares (including underlying shares assuming full conversion of warrants and convertible securities) as a % of diluted share capital	
			As a % of total no of shares i.e., Grand held Total (A)+ (B)+(C) indicated in Statement	No of Warrants	As a % of total no of Warrants of the same class	No of convertible securities held		% w.r.t total no of convertible securities of the same class
1	Podanlaya Advisory Services LLP	9859900	14.5481	Nil	Nil	Nil	Nil	14.5481
2	Gyaneshwar Consultants LLP	1550000	3.3145	Nil	Nil	Nil	Nil	3.3145
3	Brij Gopal Consultants LLP	1540000	3.2931	Nil	Nil	Nil	Nil	3.2931
4	Dr Sarvavidya Consultants LLP	1500000	3.2076	Nil	Nil	Nil	Nil	3.2076
Total		11949900	24.4634	Nil	Nil	Nil	Nil	24.4634



(1)(c)(ii) Statement showing holding of securities (including shares, warrants, convertible securities) of persons (together with PAC) belonging to the category 'Public' and holding more than 5% of the total no of shares of the company

Name(s) of the Shareholder(s) and the Persons Acting in concert (PAC) with them	No of Shares (a) above	Details of warrants		Details of convertible securities		Total shares (including underlying shares convertible assuming full conversion of warrants and convertible securities) as a % of diluted share capital	
		% of total no of shares i.e., Grand Total (A)+(B)+(C) indicated in Statement at para (1)	No of Warrants	As a % of total no of warrants of the same class	No of convertible securities held		% w.r.t total no of convertible securities
1. Padmalaya Advisory Services LLP	6850000	14.5481	Nil	Nil	Nil	Nil	14.5481
<b>Total</b>	<b>6850000</b>	<b>14.5481</b>	<b>Nil</b>	<b>Nil</b>	<b>Nil</b>	<b>Nil</b>	<b>14.5481</b>




OMNIX INDUSTRIES LTD.

(I)(b) Statement showing details of locked-in shares as on 30/06/2019

Page # 1

Sl #	Folio/DIId/OpId	Name of the Shareholder	Locked-in Shares	Locked-in shares as a % of total No of shares (i.e., No of Grand Total (A)+(B)+(C) indicated in Statement of para (I)(a) above)	Promoter/Promoter Group/ Public
------	-----------------	-------------------------	------------------	---	------------------------------------

----- NIL -----






JOHNIEK INDUSTRIES LTD.

(II)(c) Statement showing details of Depository Receipts (DRs) as on 30/04/2014

Sl. No. & Type of Outstanding DR (ADRs, GDRs, SDRs, etc.)	No. of outstanding DRs	No. of Shares Underlying Outstanding DRs	Shares underlying outstanding DRs as a % of total No. of Shares i.e., Grand Total (A)+(B) (B)+(C) indicated in Statement at para (II)(a) above)
--	------------------------------	---	---

--- Nil ---





OHUNIK INDUSTRIES LTD.

(II)(b) Statement showing holding of Depository Receipts (DRs), where underlying shares held by 'promoter/promoter group' DRs in excess of 1% of the total no of shares as on 30/06/2019

Sl # Name of the DR Holder	Type of Outstanding DR (ADRs, EDRs, EDRs, etc.)	No of Shares Underlying Outstanding DRs	Shares underlying outstanding DRs as a % of total No of Shares (i.e., Grand Total (A)+(B)+(C) indicated in Statement at para (I)(a) above)
----------------------------	---	---	--

-- Nil --



OHUNIK INDUSTRIES LTD.  
 PHYSICAL / NSDL / CDSL SUMMARY REPORT OF AS ON 30/06/2014

	HOLDERS	SHARES	% OF
NSDL :	198	46749863	99.9575
CDSL :	292	14087	.0425
	490	46763950	100.0000



---

**18. Public Shareholding**

- No of Shares : 11702950

- % of shareholding : 25.0385

---

**19. Promoters and Promoter Group Shareholding**

**a) Pledged/Encumbered**

- No of Shares : Nil

- % of shares : Nil

(as a % of the total shareholding  
of promoter and promoter group)

- % of shares : Nil

(as a % of the total share capital  
of the company)

**b) Non-encumbered**

- No of Shares : 35054800


- % of shares : 100.0000

(as a % of the total shareholding  
of promoter and promoter group)


- % of shares : 74.9615

(as a % of the total share capital  
of the company)

---







# MAHESHWARI DATAMATICS PVT. LTD.

REGD. OFF. : 6, MANGO LANE (Surendra Mohan Ghosh Sarani), 2ND FLOOR, KOLKATA - 700 001  
PHONE : 2243-5029 / 5809, 2248-2248, FAX : (033) 22484787, E.mail : mdpl@cal.vsnl.net.in

SOHUNIX INDUSTRIES LTD.  
2/1A, SARAT BOSE ROAD  
5TH FLOOR  
KOLKATA

Investors' Grievance Report for the quarter 01/04/2014 to 30/06/2014

No of Investor Grievances pending at the beginning of the quarter : NIL


No of Investor Grievances received during the quarter : 0

No of Investor Grievances replied/resolved during the quarter : 0

No of Investor Grievances pending at the end of the quarter : NIL

Break-up of Investors' Grievances received during the quarter

Dividend	:	0
Share Certificate	:	0
Annual Report	:	0
Total	:	0



For Maheshwari Datamatics Pvt. Ltd.

Registered

Dated : 04/07/2014

